

40W BACKLIGHT LED PANEL LUMINAIRE

4472



Areas of Usage

- Office
- Hospitals
- Schools

General Features

Housing Material	: Metal Sheet Housing
Diffuser Material	: PS Diffuser
Product Color	: RAL 9016
Impact Resistance	: 0,2 Nm
IP Rating	: IP20
Operating Temperature	: -20°C ~ +40°C
LED Lifespan	: 50.000 h - L70 @ Ta= 40°C
Product Lifespan	: 35.000 h
Dimmability	: Non-Dimmable
Mounting Type	: Surface Mounted

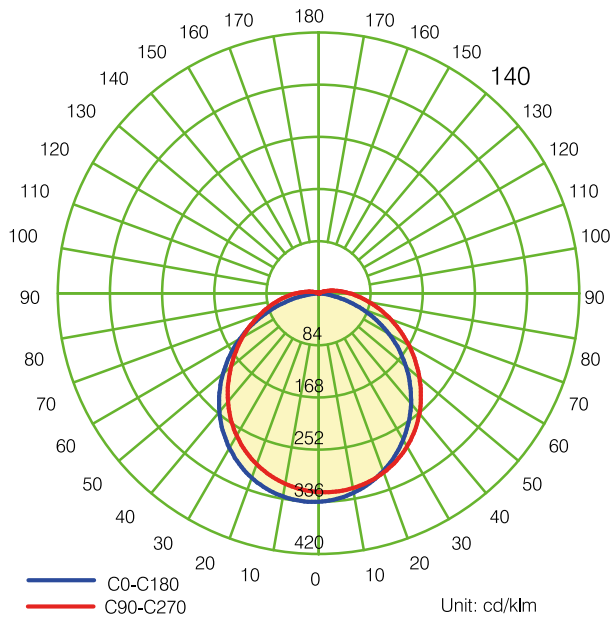
Electrical Features

Power	: 40 W
Input Voltage	: 220-240V AC
Input Frequency	: 50/60 Hz
Power Factor	: $\geq 0,5$
Protection Class	: I

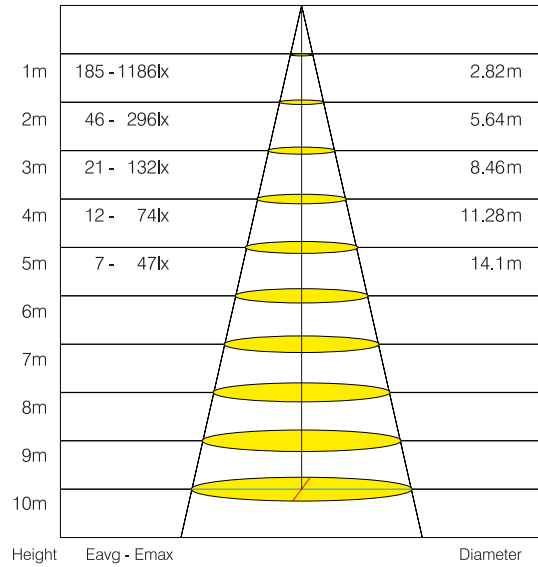
Optical Features

Luminous Flux	: 4400 lm
Luminous Efficacy	: 110 lm/W
Color Rendering Index CRI	: ≥ 80
Beam Angle	: 120°
Light Source	: Mid Power LED
Color Temperature	: 6500K
Photobiological Safety Group	: RG0

According to EU 2019/2015 Energy efficiency directive, there is a tolerance of $\pm 10\%$ for power and luminous flux values.

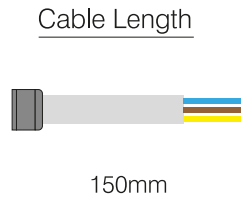
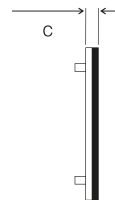
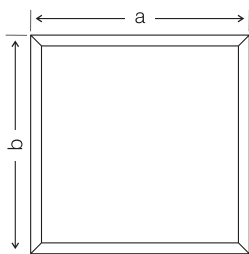


Light Distribution Curve (Polar)



Light Distribution Curve (Cone)

Dimensions & Weight



Cable Length	a	b	c	Weight
	595mm	595mm	31mm	1750g

Packaging Data

Product Code	Units per Box (pcs)	Units per Carton (pcs)	Dimensions (width x length x height) (mm)	Weight (kg)
4472	1	10	625 x 660 x 360	16,15

Color Temperature Options

Product Code	Color Temperature (Kelvin)	Luminous Flux (lm)
4472-01	6500	3400
4472-02	3000	3250
4472-03	4000	3400