

50W SURFACE MOUNTED WATERWAY LINEAR LED LUMINAIRE

5485

Areas of Usage

- Gallery
- Offices
- Shopping Centers



General Features

Housing Material	: Aluminum
Diffuser Material	: Opal Polycarbonate
Product Color	: RAL 9005, RAL 9006, RAL 9016
Impact Resistance	: IK0,2Nm
IP Rating	: IP20
Operating Temperature	: -20°C ~ +40°C
LED Lifespan	: 50.000 saat - L70 @ Ta= 40°C
Product Lifespan	: 50.000 h
Dimmability	: Non-Dimmable
Mounting Type	: Surface Installation

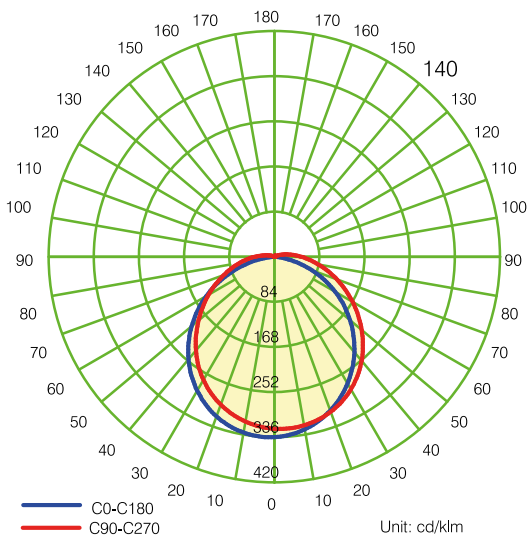
Electrical Features

Power	: 50 W
Input Voltage	: 220-240V AC
Input Frequency	: 50/60 Hz
Power Factor	: $\geq 0,9$
Protection Class	: II

Optical Features

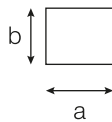
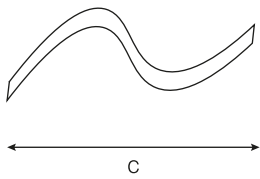
Luminous Flux	: 6600 lm
Luminous Efficacy	: 132 lm/W
Color Rendering Index CRI	: ≥ 80
Beam Angle	: 120°
Light Source	: Mid Power LED
Color Temperature	: 6500K
Photobiological Safety Group	: RG1

According to EU 2019/2015 Energy efficiency directive, there is a tolerance of $\pm 10\%$ for power and luminous flux values



Light Distribution Curve (Polar)

Dimension & Weight



a	b	c	Weight
80mm	80mm	1200mm	3670g

Cable Length



600mm

Packaging Data

Product Code	Units per Box (pcs)	Units per Carton (pcs)	Dimesions (width x length x height) (mm)	Weight (kg)
5480	1	1	85x1200x85	3.84

Color Temperature Options

Product Code	Power (W)	Luminous Flux (lm)	Diameter (cm)
5486	60	7560	150
5487	70	8800	180