

## 180W LED SOLAR PARK LUMINAIRE

9371

### Areas of Usage

- Garden
- Car Parks
- Sports Areas
- Streets



### General Features

Housing Material	: ABS Plastic
Product Color	: RAL 9005
Impact Resistance	: IK06
IP Rating	: IP65
Operating Temperature	: -25°C ~ +50°C
LED Lifespan	: 30.000 h
Product Lifespan	: 30.000 h
Sensor & Sensing Distance	: Motion Sensor 360° & 5-8m
Dimmability	: Dimmable
Mounting Type	: Pole Mounted

### Solar Panel Features

Panel Type	: Polycrystalline
Panel Voltage	: 5V
Panel Power	: 15W
Control Unit	: Remote Control

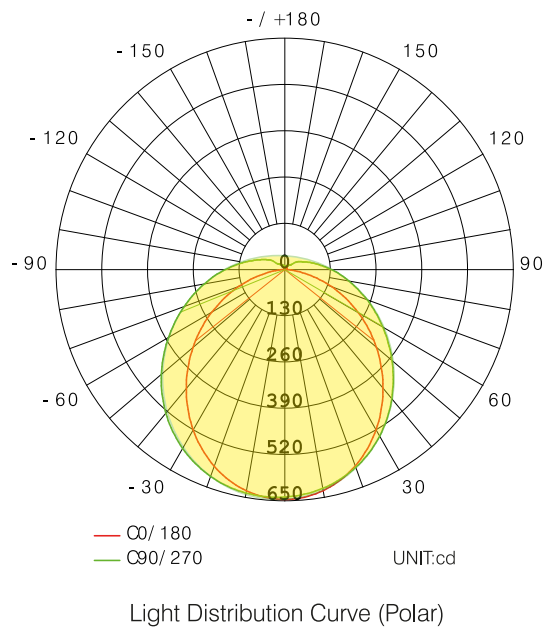
### Electrical Features

Power	: 300 W
Battery Type	: LiFePo4
Battery Voltage	: 3.2V
Battery Capacity	: 15000mA
Charging Time	: 6 - 7 h
Operating Time	: 12 - 16 h
Protection Class	: III

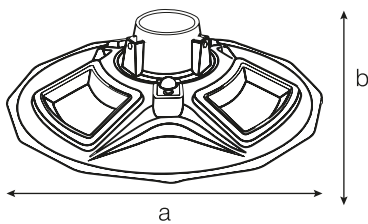
*According to EU 2019/2015 Energy efficiency directive, there is a tolerance of ±10% for power and luminous flux values.*

### Optical Features

Luminous Flux : 1040 lm  
 Color Rendering Index CRI :  $\geq 80$   
 Beam Angle : 120°  
 Light Source : Mid Power LED  
 Color Temperature : 6500K



### Dimensions & Weight



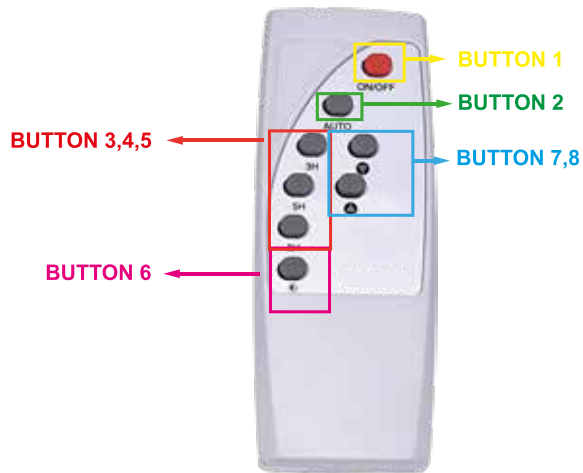
a      b  
 420mm    120mm

Weight  
 2135g

### Packaging Data

Product Code	Units per Box (pcs)	Units per Carton (pcs)	Dimensions (width x length x height) (mm)	Weight (kg)
9371	1	5	200 x 545 x 170	18.1

Remote Control Pin Diagram



<p><b>BUTTON 1 ON/OFF</b></p>	
<p><b>BUTTON 2 AUTO MOD</b></p> <p>In this mode, when the sensor detects, the product works with 100% light. When the sensor is not detects, the product works with %30 light.</p>	
<p><b>BUTTON 3,4,5</b></p> <p>The product stays on during the specified time intervals. (2 Hour, 5 Hour, 8 Hour)</p>	
<p><b>BUTTON 7.8</b></p> <p>It is dimmed in 4 steps.</p>	
<p><b>BUTTON 6</b></p> <p>Sensor disabled mode, Sensor is deactivating, The product starts working when at night.</p>	